



ಬೃಹತ್ ಬೆಂಗಳೂರು ಮಹಾನಗರ ಪಾಲಿಕೆ
Bruhat Bengaluru Mahanagara Palike



BBMP COVID-19 WAR ROOM 20.07.2022



OVERVIEW OF COVID-19 IN BENGALURU



CASE TRENDS

ACTIVE CASES **7,064**

Confirmed Cases

1,251

18,22,702 #

Recovered Cases

1,088

17,98,665 #

Death Cases

0

16,973 #



HOSPITALIZATION

17

ICU – V

2

ICU

1

HDU

1

General

13

INCLUDES GOVT. QUOTA AND PRIVATE WALK-IN HOSPITALIZATION



VACCINATION

17,123

1,99,57,359 #

First Dose

717

96,49,837 #

Second Dose

5,403

93,54,656 #

Precaution Dose

11,003

9,52,866 #



TRIAGING

MTU

27

Tele Triage

608



ACTIVE CLUSTERS

11

Budding Clusters

(<5 Cases)

10

Clusters (> 5 cases)

1



TESTING

17,552

3,08,60,893 #

RAT

3,543

RTPCR

14,009

Positivity : 6.18%

*FOR LAST 7 DAYS

: indicates cumulative numbers till date



ABSTRACT OF COVID-19 SCENARIO IN BENGALURU

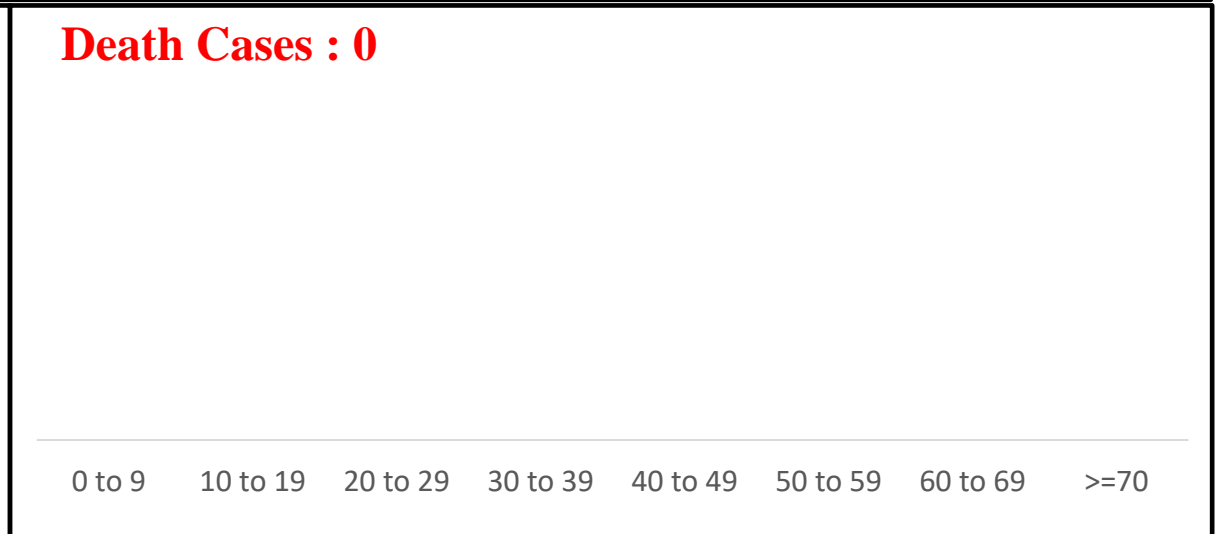
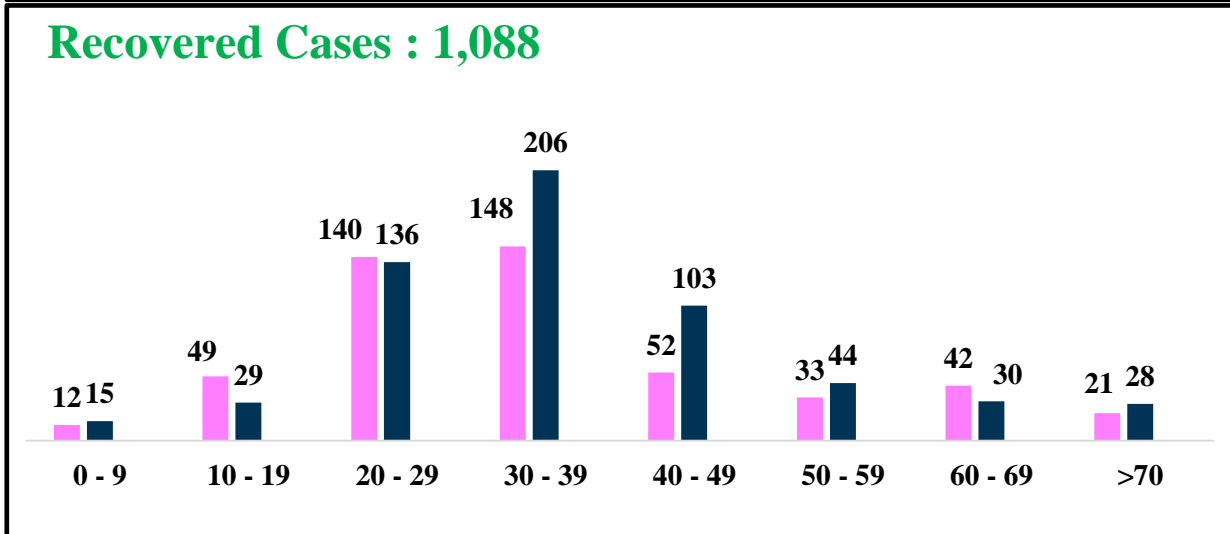
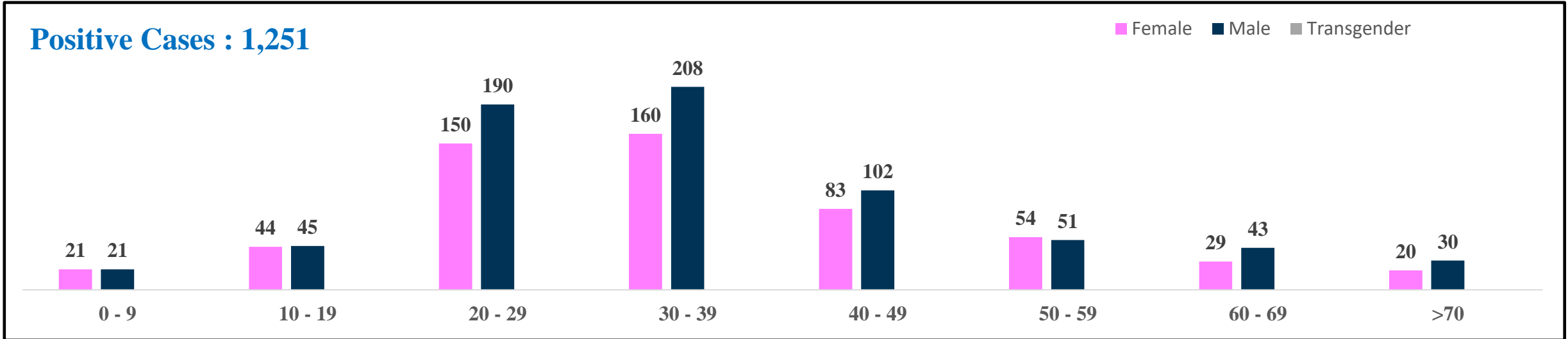


	MALE			FEMALE			TRANSGENDER			TOTAL		
	Last 24 Hours	Last 7 Days	Cumulative	Last 24 Hours	Last 7 Days	Cumulative	Last 24 Hours	Last 7 Days	Cumulative	Last 24 Hours	Last 7 Days	Cumulative
Positive Cases	690	3,977	10,76,110	561	3,252	7,45,700	0	0	196	1,251	7,229	18,22,702
Recovered Cases	591	3,478	10,61,367	497	2,843	7,37,206	0	0	185	1,088	6,321	17,98,665
Death Cases	0	1	10,749	0	1	6,220	0	0	4	0	2	16,973
Total Tests Done	In Last 24 hrs. : 17,552			In last 7 days : 1,16,961			Cumulative : 3,08,60,893					
Vaccine Doses Administered	In Last 24 hrs. : 17,123			In last 7 days : 1,03,076			Cumulative : 1,99,57,359					
ACTIVE CASES									7,064			

*Covid deaths occurred today : 00 | Covid deaths occurred beyond last 24 hrs., reported today : 00



LAST 24 HOURS AGE GROUP AND GENDER WISE DISTRIBUTION

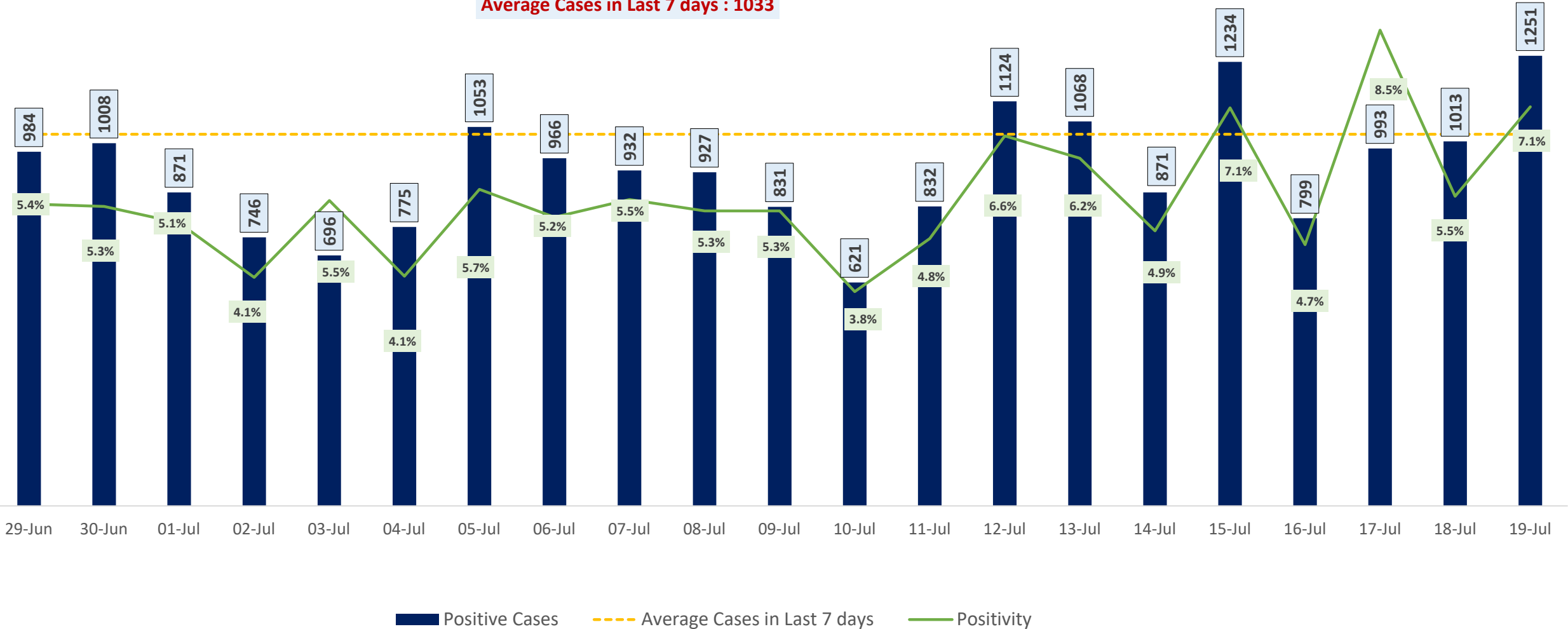




POSITIVITY RATE OF BENGALURU – LAST 21 DAYS



Average Cases in Last 7 days : 1033

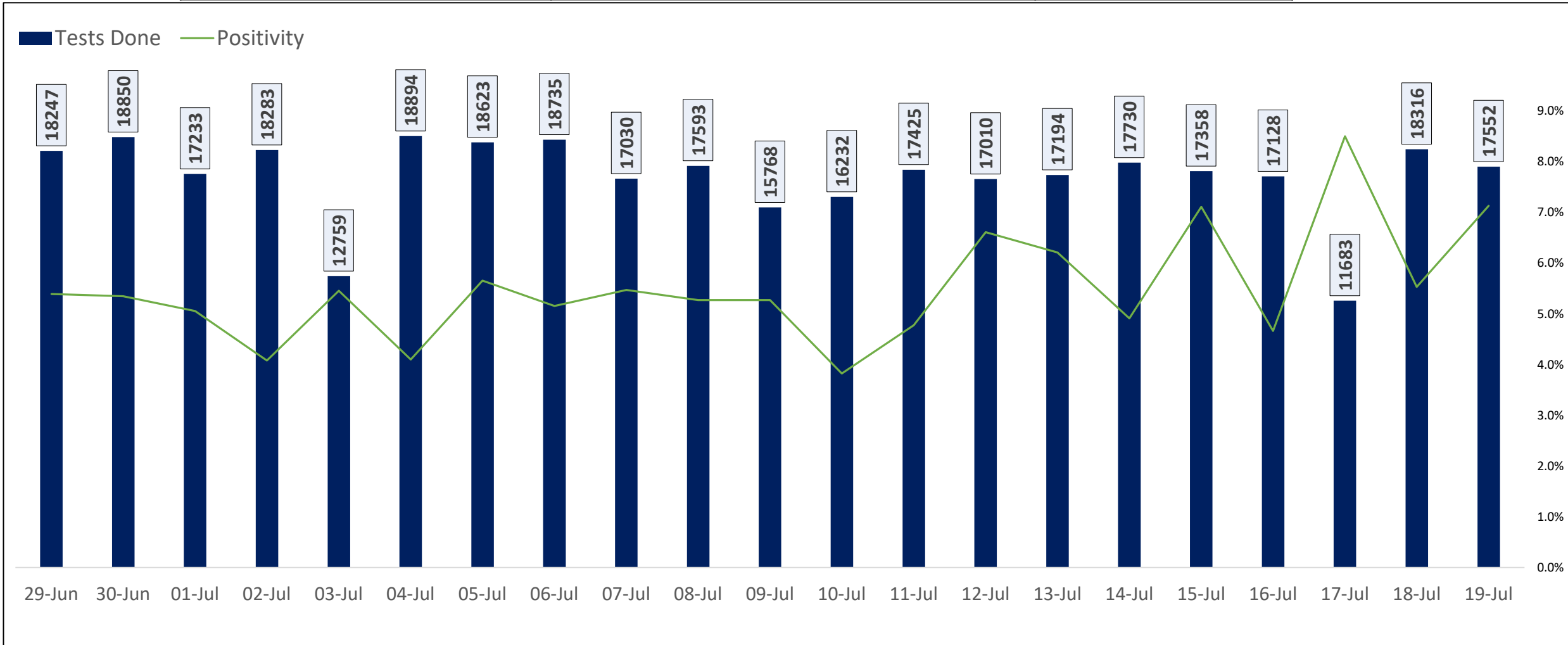




TESTING TRENDS IN BENGALURU

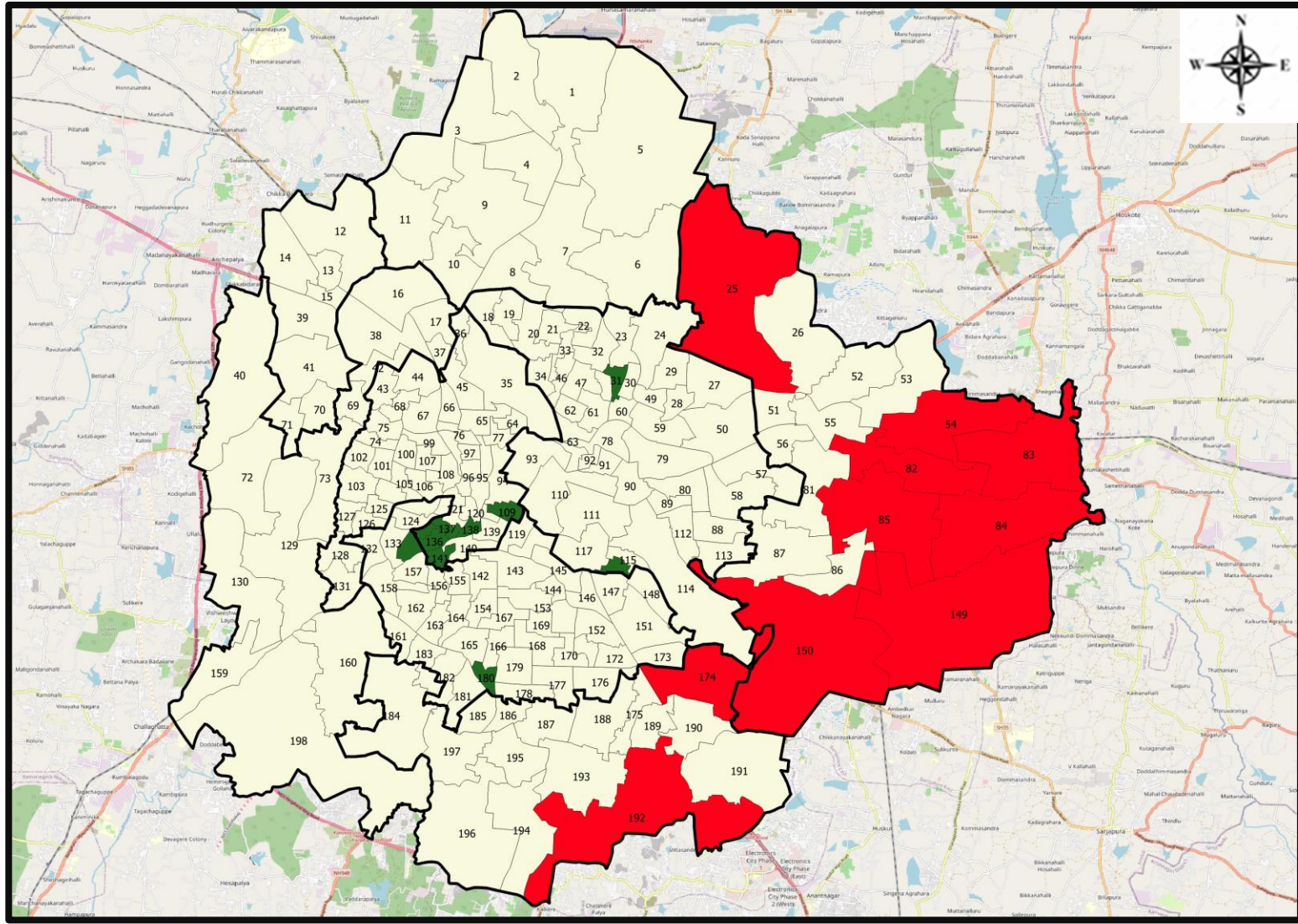


Total Test Conducted Till Date	Test Conducted Last 24 hours	Last 7 Days Average
3,08,60,893	17,552	16,709





BENGALURU URBAN MAP SHOWING TREND OF POSITIVE CASES IN LAST 7 DAYS



Top 10 wards reporting highest number of positive cases in last 7 days

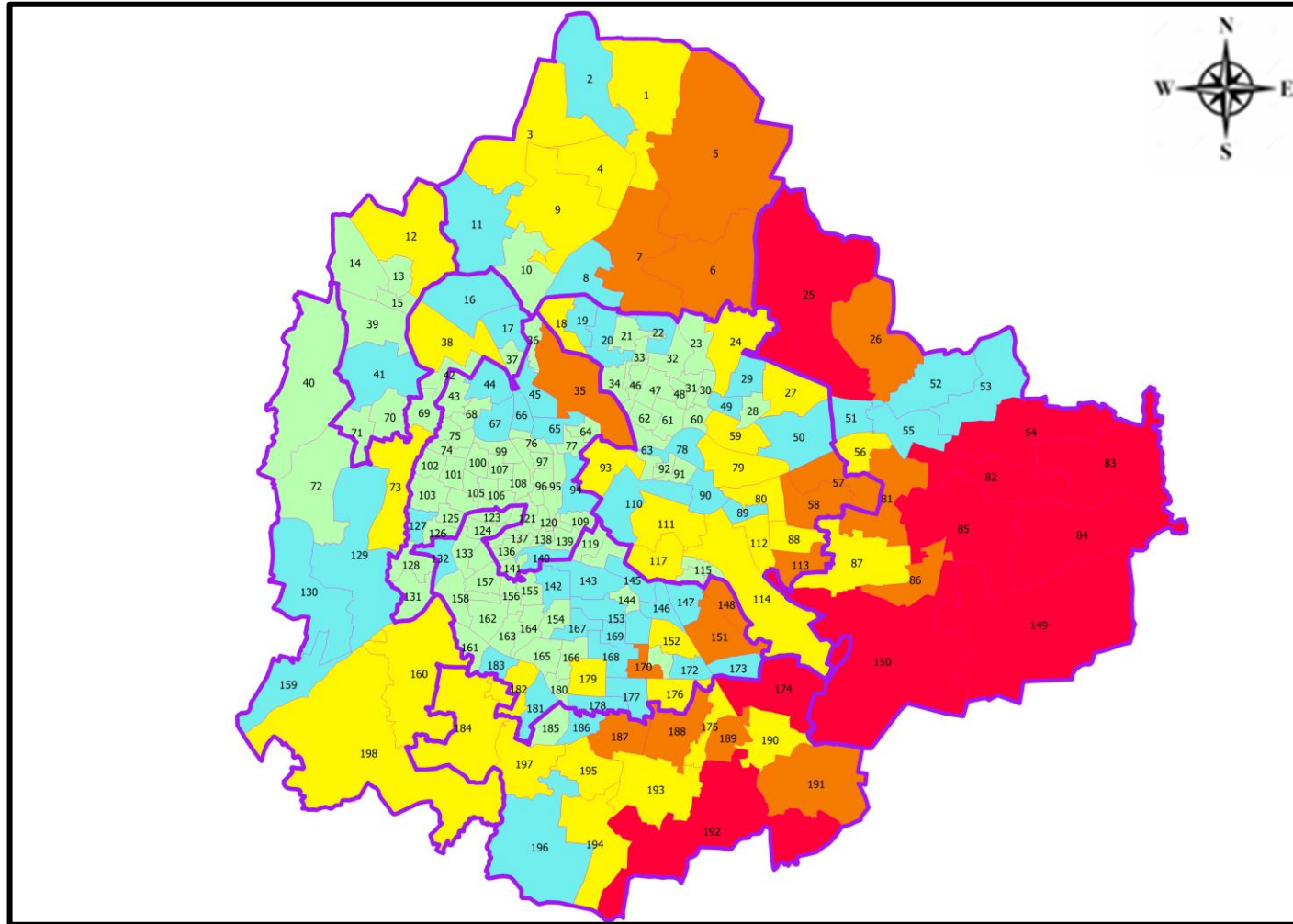
Ward No.	Ward Name	Daily Cases Average
150	Bellanduru	81
83	Kadugodi	49
85	Dodda Nekkundi	39
149	Varthuru	29
25	Horamavu	29
174	HSR Layout	28
54	Hudi	22
84	Hagadur	18
192	Begur	16
82	Garudachar Palya	15







Top 10 wards reporting least number of positive cases in last 7 days

Ward No.	Ward Name	Daily Cases Average
180	Banashankari Temple Ward	0
138	Chalavadipalya	0
137	Rayapura	0
134	Bapuji Nagar	0
116	Nilasandra	0
109	Chickpete	0
31	Kushal Nagar	0
141	Azad Nagar	0
136	Jagajivanram Nagar	0
135	Padarayanapura	0



BENGALURU MAP SHOWING INTENSITY OF POSITIVE CASES IN LAST 7 DAYS



-  **Level 1 : 0 to 10 Cases**
-  **Level 2 : 10 to 25 Cases**
-  **Level 3 : 25 to 50 Cases**
-  **Level 4 : 50 to 100 Cases**
-  **Level 5 : More than 100 Cases**
-  **Zone Boundaries**

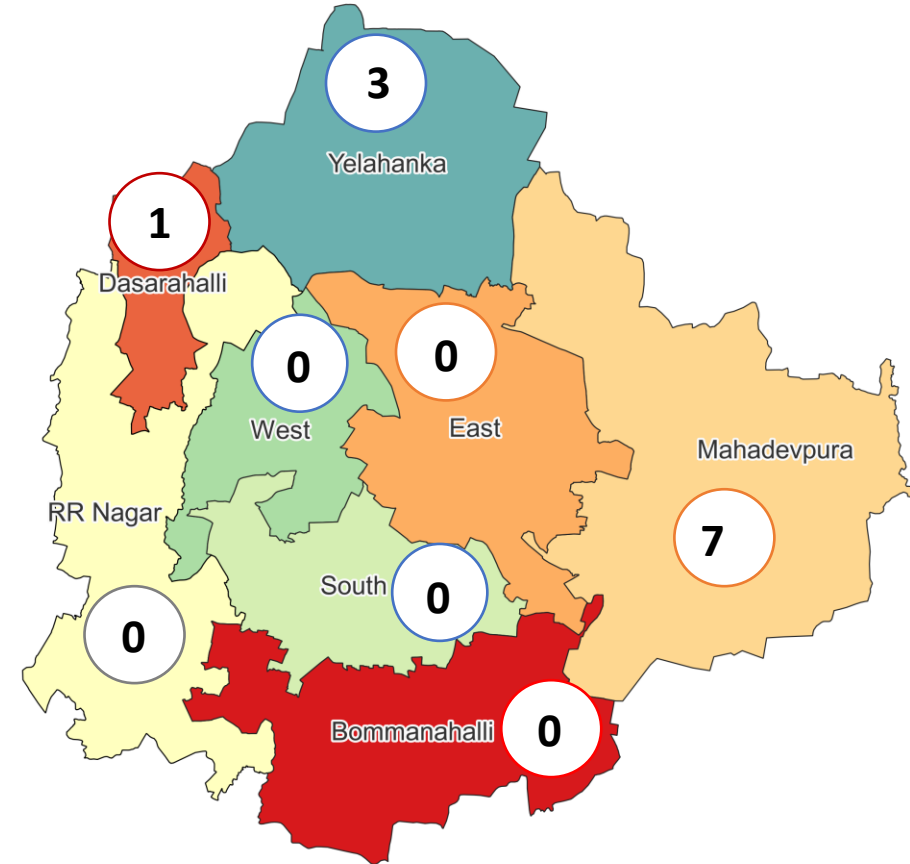


CLUSTER DETAILS



Zone Name	TOTAL CLUSTERS	Budding Clusters	Clusters	Outbreaks
		Less Than 5 Cases	5 To 14 Cases	More Than 14 Cases
BOMMANAHALLI	0 (-)	0 (-)	0 (-)	0 (-)
DASARAHALLI	1 (-)	0 (-)	1 (-)	0 (-)
EAST	0 (-)	0 (-)	0 (-)	0 (-)
MAHADEVPURA	7 (▼3)	7 (▼3)	0 (-)	0 (-)
RR NAGAR	0 (-)	0 (-)	0 (-)	0 (-)
SOUTH	0 (-)	0 (-)	0 (-)	0 (-)
WEST	0 (-)	0 (-)	0 (-)	0 (-)
YELAHANKHA	3 (▲1)	3 (▲1)	0 (-)	0 (-)
TOTAL	11 (▼2)	10 (▼2)	1 (-)	0 (-)

Total Active Clusters



Types of Clusters

Zone Name	Apartments/ Villa	Individual House	Hostels/Quarters	Others	Schools/Colleges
BOMMANAHALLI	0 (-)	0 (-)	0 (-)	0 (-)	0 (-)
DASARAHALLI	0 (-)	1 (-)	0 (-)	0 (-)	0 (-)
EAST	0 (-)	0 (-)	0 (-)	0 (-)	0 (-)
MAHADEVPURA	7 (▼3)	0 (-)	0 (-)	0 (-)	0 (-)
RR NAGAR	0 (-)	0 (-)	0 (-)	0 (-)	0 (-)
SOUTH	0 (-)	0 (-)	0 (-)	0 (-)	0 (-)
WEST	0 (-)	0 (-)	0 (-)	0 (-)	0 (-)
YELAHANKHA	3 (▲1)	0 (-)	0 (-)	0 (-)	0 (-)
TOTAL	10 (▼2)	1 (-)	0 (-)	0 (-)	0 (-)

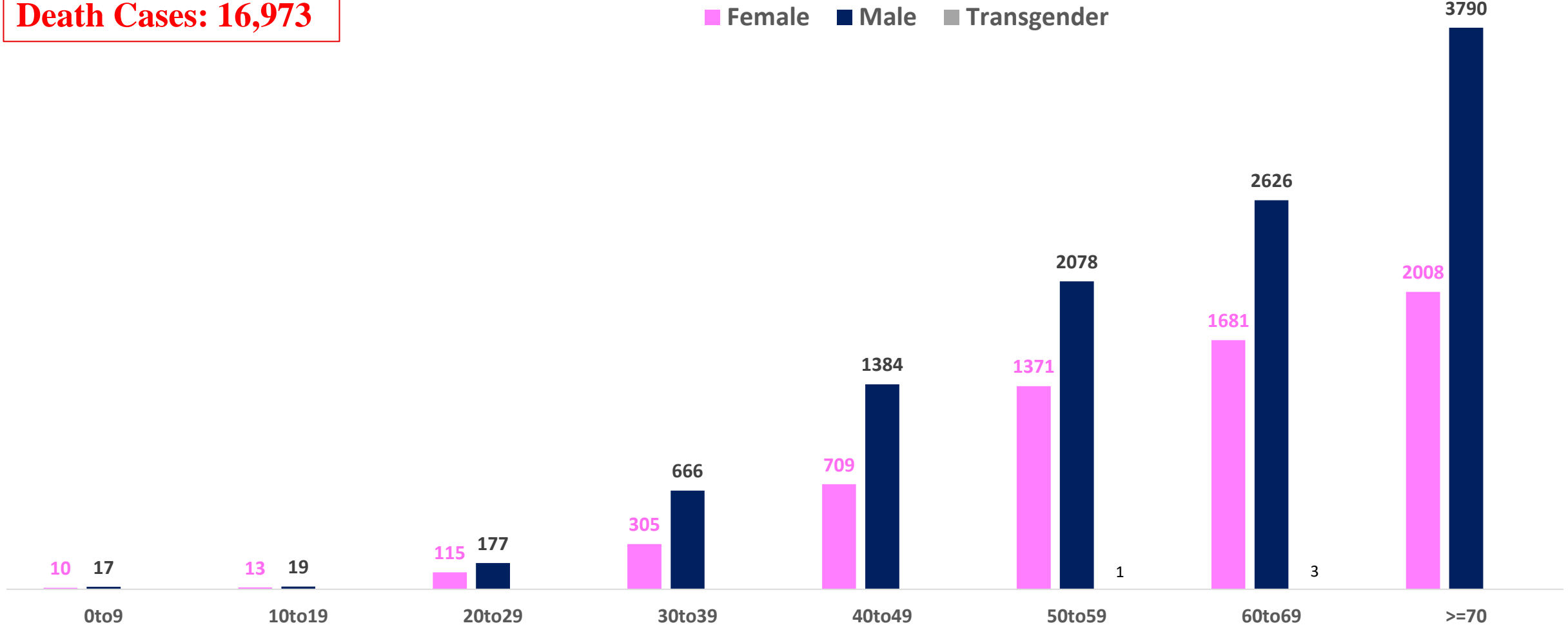
▲▼ : Shows increase and decrease in numbers as compared to previous day



AGE AND GENDER WISE DISTRIBUTION OF DEATH CASES



Death Cases: 16,973





VACCINATION COVERAGE AS ON 19.07.2022



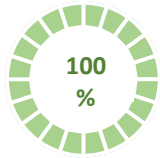
Total Doses Administered

1,99,57,359

▲ 17,123

Total 12-14 years Population : 2.82 Lakhs

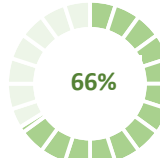
1ST DOSE



2,81,712
Doses administered

▲ 433

2ND DOSE

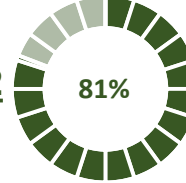


1,86,232
Doses administered

▲ 1,557

Total 15-18 years Population : 4.42 Lakhs

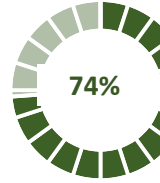
1ST DOSE



3,57,316
Doses administered

▲ 70

2ND DOSE



3,26,390
Doses administered

▲ 3,083

Total adult Population : 91.7 Lakhs

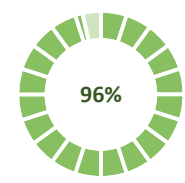
1ST DOSE



90,10,809
Doses administered

▲ 214

2ND DOSE



88,42,034
Doses administered

▲ 763

Priority Group*

Health Care Workers

Dose 1

2,10,356
Doses administered

▲ 0

Dose 2

2,07,009
Doses administered

▲ 10

Frontline Workers

Dose 1

3,81,928
Doses administered

▲ 5

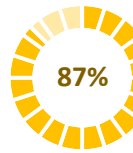
Dose 2

3,73,248
Doses administered

▲ 7

18 - 44 Years Coverage

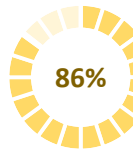
Dose 1



57,43,377
Doses administered

▲ 170

Dose 2



56,26,505
Doses administered

▲ 617

PRECAUTION DOSE



9,52,866
Doses administered

▲ 11,003

PRECAUTION DOSES ADMINISTERED

Health Care Workers

90,062
Booster Doses administered

▲ 211

Front Line Workers

1,22,796
Booster Doses administered

▲ 621

60 + Years Coverage

3,66,907
Booster Doses administered

▲ 895

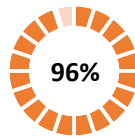
18 + Years Coverage

3,73,101
Booster Doses administered

▲ 9,276

45 – 59 Years Coverage

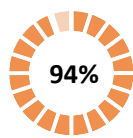
Dose 1



16,94,922
Doses administered

▲ 24

Dose 2



16,71,551
Doses administered

▲ 78

60 + Years Coverage

Dose 1



9,80,226
Doses administered

▲ 15

Dose 2



9,63,721
Doses administered

▲ 51

▲ indicates the increase in last 24 hours



COVID-19 SCENARIO IN BENGALURU AND OTHER METROPOLITIAN CITIES



CITY NAME	Positive Cases	Active Cases	Recovered	Deceased	Vaccine Doses Administered
New Delhi	19,44,978	2,040	19,16,642	26,296	3,55,38,427
Bengaluru*	18,22,702	7,064	17,98,665	16,973	2,30,43,126
Mumbai	11,20,624	2,093	10,98,897	19,634	2,16,53,054
Chennai	7,77,486	5,759	7,62,658	9,069	1,08,16,255
Kolkata	4,47,192	272	4,41,264	5,656	1,05,44,852

Source : <https://dashboard.cowin.gov.in/> at 4:40pm (20.07.2022)
Source : <https://www.covid19bharat.org/> at 4:40pm(20.07.2022)

*includes BBMP & Bengaluru Urban



SNAPSHOT OF COVID-19 CASES IN BENGALURU URBAN



**Total Wards With
< =10 Cases* :
83**

**Tests Conducted
On 19.07.2022:
17,552**

**Recovery
Rate:
98.68%**

**Total
Active Cases :
7,064**

**Total Vaccinated on
19.07.2022:
17,123**

**Positivity
Rate* :
6.18%**

**Active
Rate:
0.39%**

**Case
Fatality Rate* :
0.03%**



*Total positive cases In the past 7 days

*CFR and positivity is for Past 7 days



ಬೃಹತ್ ಬೆಂಗಳೂರು ಮಹಾನಗರ ಪಾಲಿಕೆ Bruhat Bengaluru Mahanagara Palike




Download BBMP Bulletin	https://apps.bbmgov.in/covid19/mediabulletin.php
For BBMPCovid19 Bed Status:	https://apps.bbmgov.in/covid19/en/Bedstatus.php
To register for vaccination :	https://selfregistration.cowin.gov.in/
BBMP COVID19 Dashboard:	https://apps.bbmgov.in/covid19/
Follow us on:	 www.facebook.com/bbmp.comm1/
	 twitter.com/BBMPCOMM


Issued by:

Honorable Chief Commissioner, BBMP
Special Commissioner Health & IT, BBMP
MD, Bengaluru Smart City Limited

THANK YOU !





ಬೃಹತ್ ಬೆಂಗಳೂರು ಮಹಾನಗರ ಪಾಲಿಕೆ
Bruhat Bengaluru Mahanagara Palike



Notched ear to indicate
the animal is Sterilized and
Vaccinated

Call the below number if you see a
street dog without a notched ear

SL. NO	ZONES	ASSISTANT DIRECTOR NAME AND CONTACT NUMBER	SERVICE PROVIDER NAME	CONTACT NUMBER	CONTROL ROOM NUMBER
1	EAST	DR.MALLAPPA BAJANTHRI 9480683431	VSAWRD	SHAIK MASTAAN 9032959895	080-22975803
2	WEST	1. DR.ALLAMAPRABHU 9480685654 2. DR.AMRUTESH.S.K. 9480685661	SARVODAYA SEVBHAVI SAMSTHA	AKSHAY B 7676916113	080-23463366 080-23561692
3	SOUTH	1. M.G.HALLI SHIVARAM 9480685395 2. DR.RAVI 9480685967	SARVODAYA SEVBHAVI SAMSTHA	AKSHAY B 7676916113	080-26566362
4	RR NAGAR	DR.MANJUNATH SHINDHE.S.M. 9480685206	ASRA	Smt. RADHA AMARNATH 9900136382 MURULI 7022461019	080-28600954 080-28601851
5	DASARAHALLI	DR.B.R.RAVIKUMAR 9480319121	DR. ABHILASH	DR. ABHILASH 8105138321	080-28394909 080-28393688
6	YELAHANKA	DR.LAKSHMINARAYANA SWAMY.C. 9480685352	ASRA	Smt. RADHA AMARNATH 9900136382	080-23636671 080-22975936
7	BOMMANAHALLI	DR. RAVI 9480685209	VSAWRD	SHAIK MASTAAN 9032959895	080-25735642 080-25732447
8	MAHADEV PURA	1. DR.ABBAS 9480683804 2. DR.LOKESH.S.P. 9480685207	ASRA	Smt. RADHA AMARNATH 9900136382 SHEETAL KUMAR 8050721033	080-28512300 / 301

  @BBMPSplHealth
BBMP RABIES HELPLINE: 6364893322

